

Alta California Regional Center

Phil Bonnet, Executive Director
2241 Harvard St. Suite 100, Sacramento, CA 95815
Phone: (916) 978-6400 • Fax: (916) 929-1036
E-mail: pbonnet@altaregional.org
www.altaregional.org



Spring 2015

Performance Report for Alta California Regional Center

Every year, the Department of Developmental Services (DDS) contracts with regional centers in California to serve consumers and families. And, every year DDS looks at how well the regional centers are doing. This report will give you information about your regional center.

Last year, at Alta California Regional Center (ACRC) we served about 19,200 consumers. The charts on page 2 tell you about the consumers we serve. You'll also see how well we are doing in meeting our goals and in fulfilling our contract with DDS.

At ACRC, we want to improve every year, do better than the state average, and meet or exceed the DDS standard. As you can see in this report, we did well in most areas. We strive to continue to provide quality services to our clients and their families.

We hope this report helps you learn more about ACRC. If you have any questions or comments, please contact us!

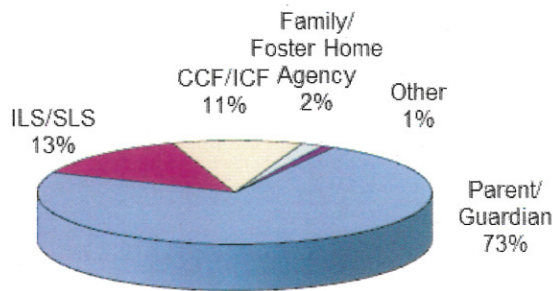
This report is a summary. To see the complete report, go to: www.altaregional.org
Or contact Peter Tiedemann at 916-978-6400

Phil Bonnet
Executive Director
Alta California Regional Center

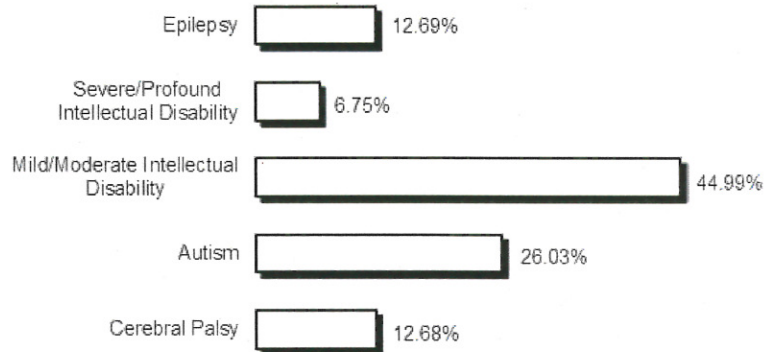
Who uses ACRC?

These charts tell you about who ACRC consumers are and where they live.

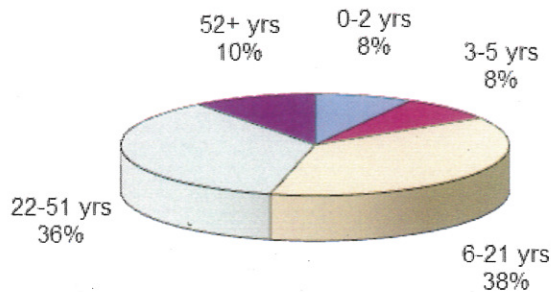
WHERE ACRC CONSUMERS LIVE



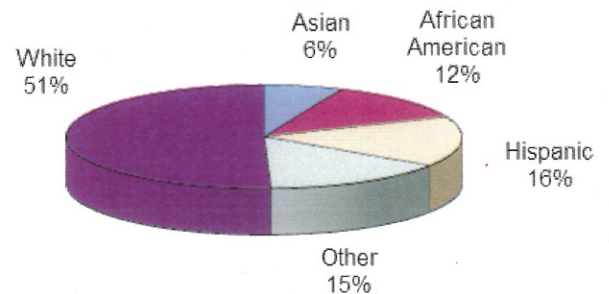
PRIMARY DIAGNOSIS OF ACRC CONSUMERS



AGE OF ACRC CONSUMERS



ETHNICITY OF ACRC CONSUMERS



How well is ACRC performing?

This chart tells you about 5 areas where DDS wants each regional center to keep improving.

The first column tells you how ACRC was doing at the beginning of 2014. And, the second column shows how ACRC was doing at the end of 2014.

To see how ACRC compares to the other regional centers in the state, compare the numbers to the state averages (in the shaded columns).

Regional Center Goals (based on Lanterman Act)	December 2013		December 2014	
	State Average	ACRC	State Average	ACRC
Less consumers live in developmental centers	0.51%	0.47%	0.42%	0.42%
More children live with families	98.98%	99.15%	99.04%	99.16%
More adults live in home settings*	76.49%	78.66%	77.30%	79.68%
Less children live in large facilities (more than 6 people)	0.07%	0.01%	0.07%	0.02%
Less adults live in large facilities (more than 6 people)	3.12%	3.25%	2.96%	3.23%

* Home settings include: independent living, supported living, Adult Family Home Agency homes, and consumers' family homes.

Did ACRC meet DDS standards?

Read below to see how well ACRC did in meeting DDS compliance standards:

Areas Measured	Last Period	Current Period
Passes independent audit	Yes	Yes
Passes DDS audit	Yes	Yes
Audits vendors as required	Met	Partially Met
Didn't overspend operations budget	Yes	Yes
Participates in the federal waiver	Yes	Yes
CDERs and ESRs are updated as required (CDER is the Client Development Evaluation Report and ESR is the Early Start Report. Both contain information about consumers, including diagnosis.)	NA*	97.40%**
Intake/Assessment timelines for consumers age 3 or older met	99.56%	99.22%
IPP (<i>Individual Program Plan</i>) requirements met	98.41%	98.94%
IFSP (<i>Individualized Family Service Plan</i>) requirements met	NA***	94.28%

*Measure was temporarily suspended due to implementation of new Early Start Report.

**CDER and ESR currency percentages were weighted based on the regional center's Status 1 and Status 2 caseloads, to arrive at a composite score.

***Measurement methodology revised at the end of 2013.

What about other performance areas?

In the future, we will measure how well we are doing in other areas, including:

- Increasing the number of consumers who work,
- Getting better pay for consumers who work,
- Making sure consumers get medical and dental services, and
- Meeting Intake/Assessment and IFSP timelines for children 0–3.

Want more information?

To see the complete report, go to: www.altaregional.org

Or contact Peter Tiedemann at 916-978-6400