

DDS HCBS Compliance

Data as of March 1, 2024

- State Overview (all HCBS settings combined)
- Statewide Progress by Regional Center
- Regional Center Specific Data

- Residential HCBS settings
- Day Service HCBS settings
- Employment HCBS settings

Overview of DDS HCBS Compliance

HCBS Settings

8068	1792	6276	22%
Total Settings	Settings Reviewed	Not Yet Visited	Settings Reviewed

Compliance Status

1430	362	18%	80%
Total Compliant	Total In Progress	Compliant (Required)	Compliant (Reviewed)

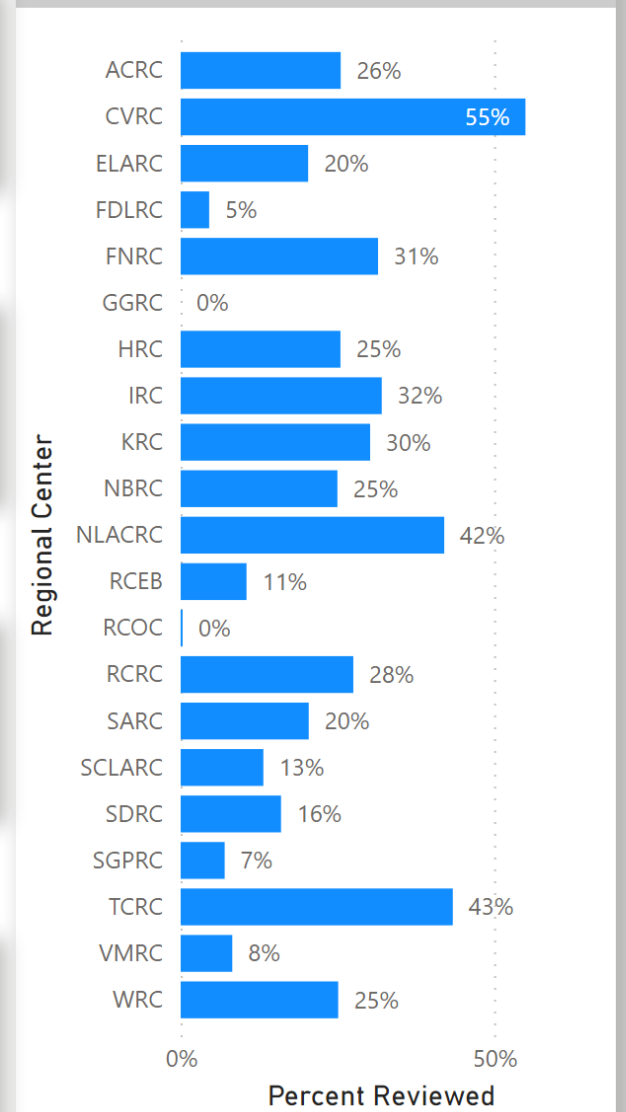
Remediation Plans

330	14	0
Technical Assistance	CAP Issued	Provider Appeal

Sanctions

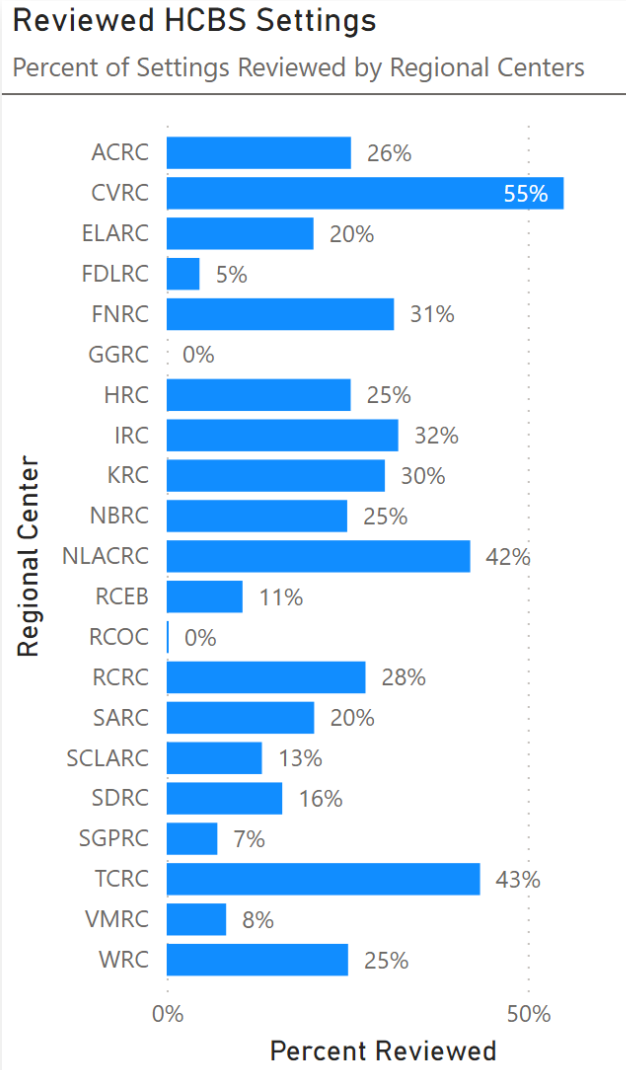
9	9	0
Moratorium	Alternative Options	50% Payment Withhold

HCBS Settings Reviewed by Regional Center

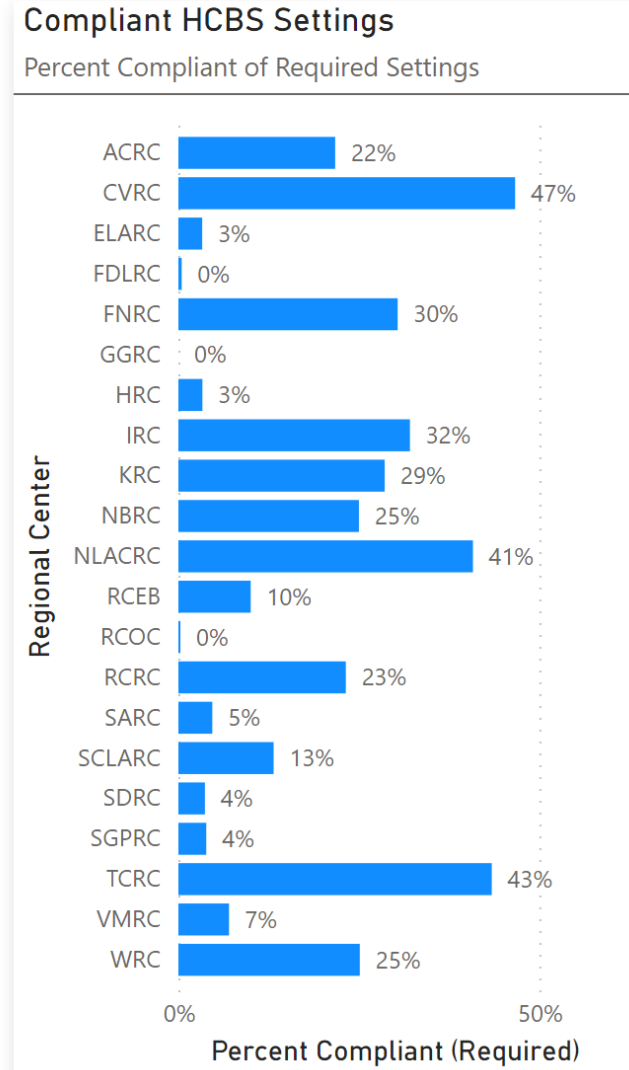


All Setting Types

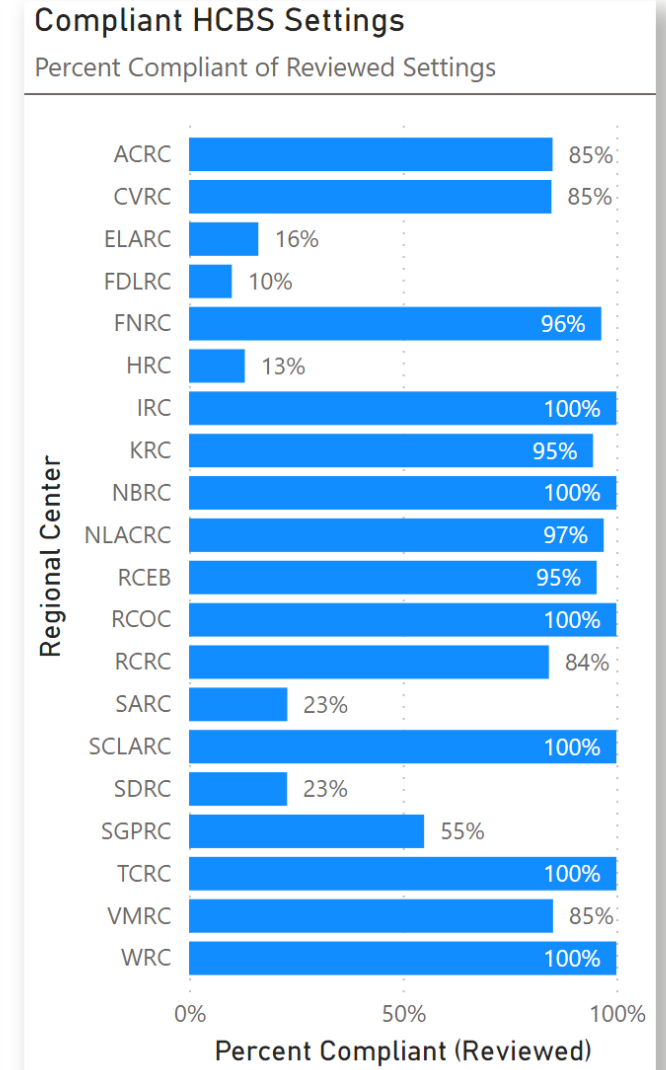
Statewide Progress



22%
Statewide Percent Reviewed



18%
Statewide Percent Compliant (Required)



80%
Statewide Percent Compliant (Reviewed)

DDS HCBS Compliance by Regional Center

Regional Center	Total Settings	Settings Reviewed	Not Visited	Percent Reviewed	Total Compliant	Total In Progress	Compliant (Req)	Compliant (Reviewed)	Appeal	Moratorium	Alt Options	50% Withhold
ACRC	525	134	391	26%	114	20	22%	85%	0	0	0	0
CVRC	491	270	221	55%	229	41	47%	85%	0	9	9	0
ELARC	182	37	145	20%	6	31	3%	16%	0	0	0	0
FDLRC	220	10	210	5%	1	9	0%	10%	0	0	0	0
FNRC	270	85	185	31%	82	3	30%	96%	0	0	0	0
GGRC	344	0	344	0%	0	0	0%		0	0	0	0
HRC	361	92	269	25%	12	80	3%	13%	0	0	0	0
IRC	923	296	627	32%	296	0	32%	100%	0	0	0	0
KRC	182	55	127	30%	52	3	29%	95%	0	0	0	0
NBRC	320	80	240	25%	80	0	25%	100%	0	0	0	0
NLACRC	402	169	233	42%	164	5	41%	97%	0	0	0	0
RCEB	619	65	554	11%	62	3	10%	95%	0	0	0	0
RCOC	494	1	493	0%	1	0	0%	100%	0	0	0	0
RCRC	69	19	50	28%	16	3	23%	84%	0	0	0	0
SARC	426	87	339	20%	20	67	5%	23%	0	0	0	0
SCLARC	455	60	395	13%	60	0	13%	100%	0	0	0	0
SDRC	681	109	572	16%	25	84	4%	23%	0	0	0	0
SGPRC	285	20	265	7%	11	9	4%	55%	0	0	0	0
TCRC	288	125	163	43%	125	0	43%	100%	0	0	0	0
VMRC	328	27	301	8%	23	4	7%	85%	0	0	0	0
WRC	203	51	152	25%	51	0	25%	100%	0	0	0	0
Total	8068	1792	6276	22%	1430	362	18%	80%	0	9	9	0

Service Type

Date

Residential HCBS Settings

- State Overview
- Statewide Progress
- Regional Center Specific Data

Residential Settings

Overview of DDS HCBS Compliance

HCBS Settings

5804	1400	4404	24%
Total Settings	Settings Reviewed	Not Yet Visited	Settings Reviewed

Compliance Status

1077	323	19%	77%
Total Compliant	Total In Progress	Compliant (Required)	Compliant (Reviewed)

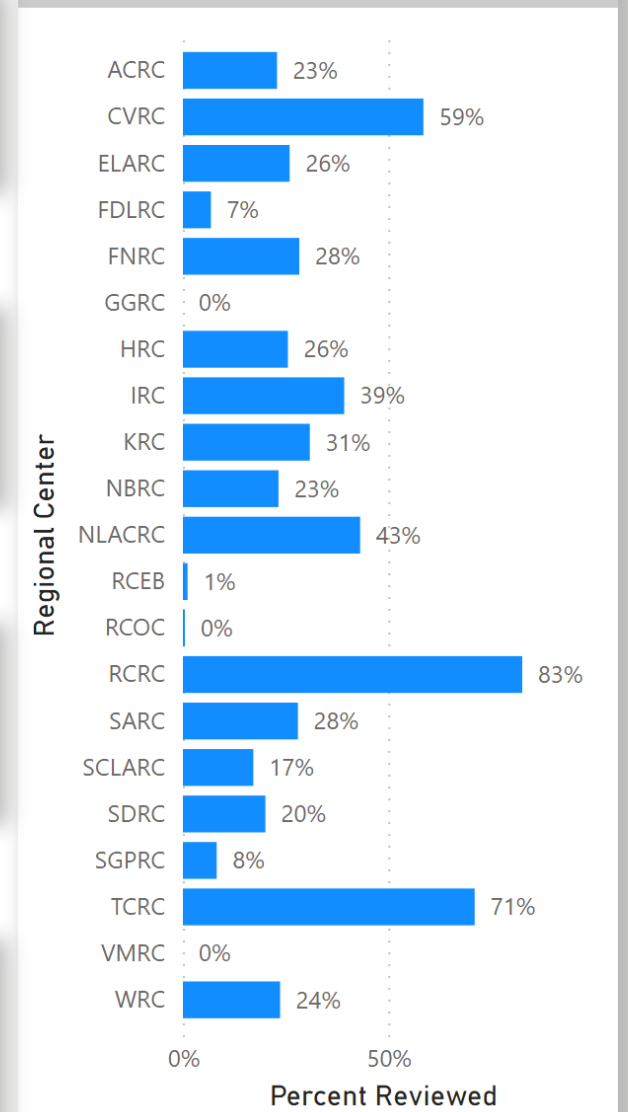
Remediation Plans

295	10	0
Technical Assistance	CAP Issued	Provider Appeal

Sanctions

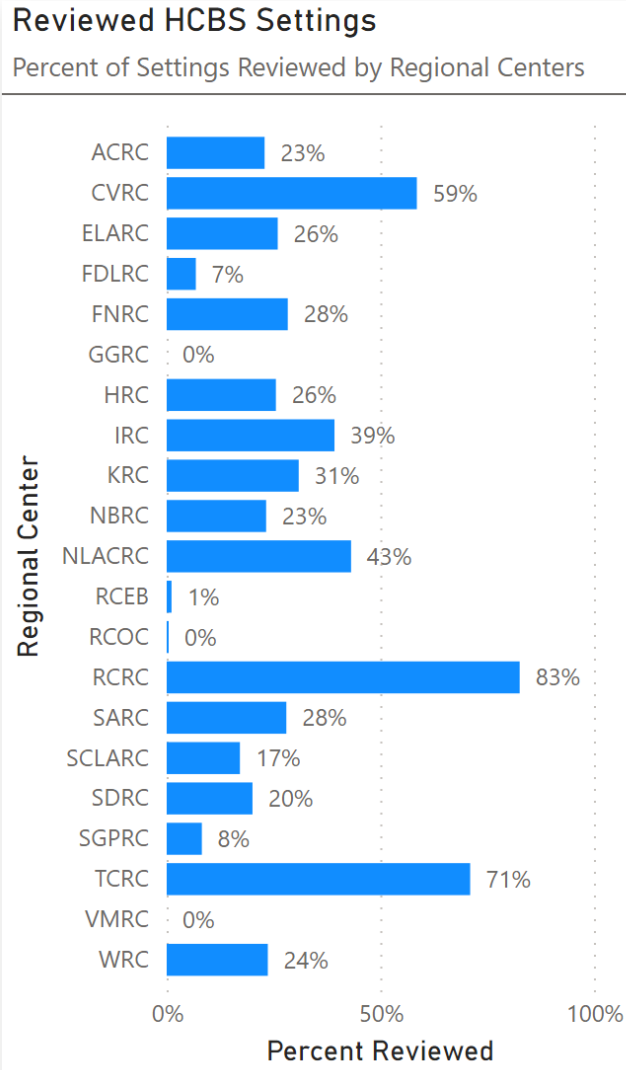
9	9	0
Moratorium	Alternative Options	50% Payment Withhold

HCBS Settings Reviewed by Regional Center

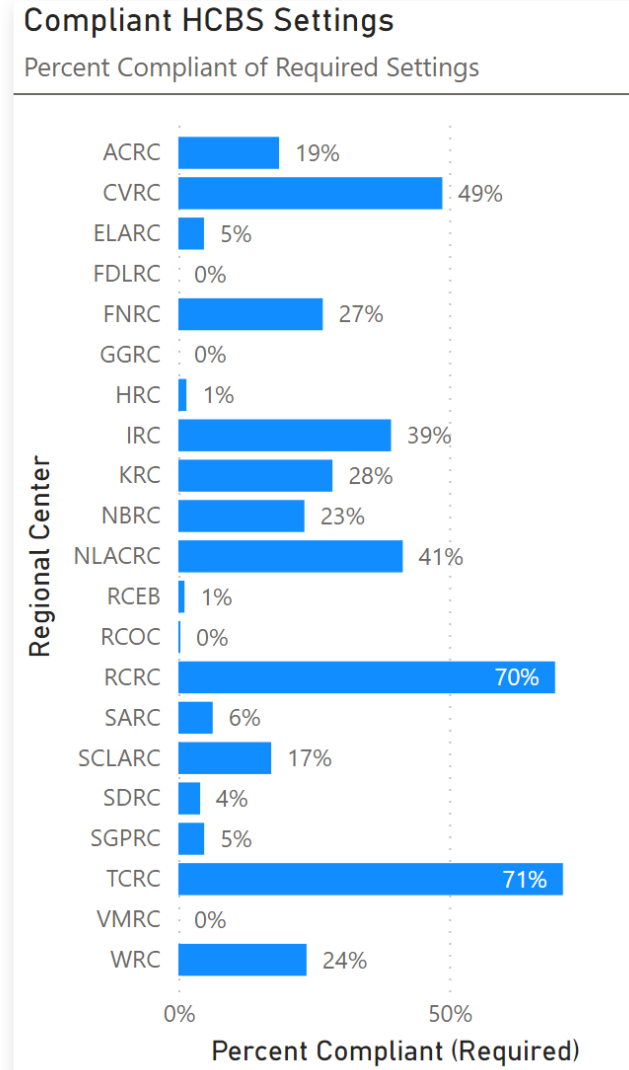


Residential Settings

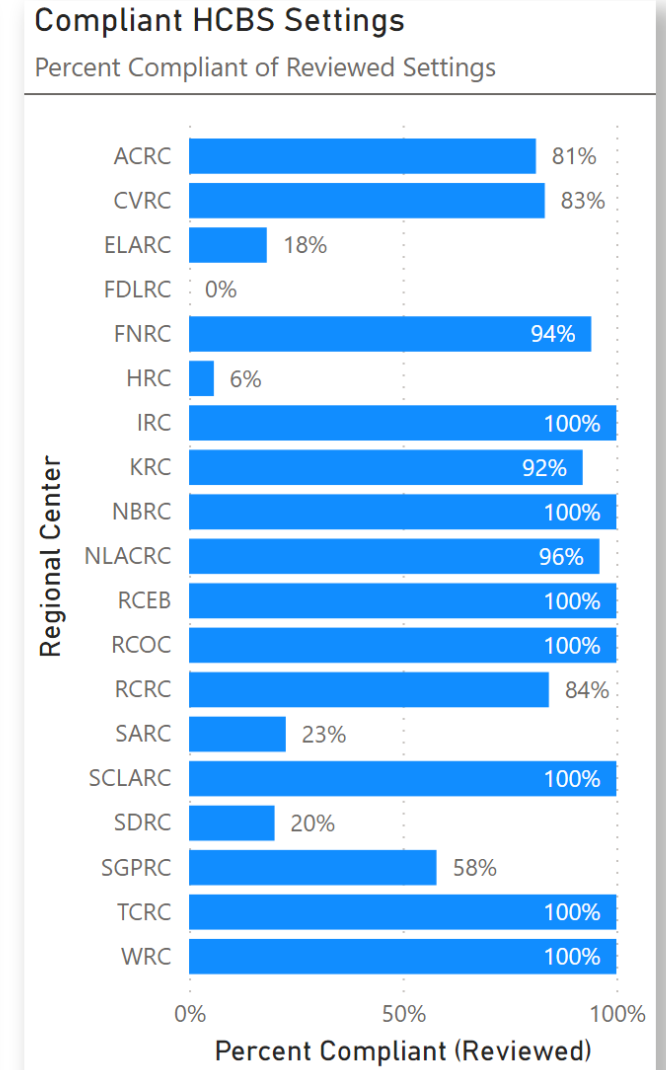
Statewide Progress



24%
Statewide Percent Reviewed



19%
Statewide Percent Compliant (Required)



77%
Statewide Percent Compliant (Reviewed)

DDS HCBS Compliance by Regional Center

Regional Center	Total Settings	Settings Reviewed	Not Visited	Percent Reviewed	Total Compliant	Total In Progress	Compliant (Req)	Compliant (Reviewed)	Appeal	Moratorium	Alt Options	50% Withhold
ACRC	371	85	286	23%	69	16	19%	81%	0	0	0	0
CVRC	357	209	148	59%	174	35	49%	83%	0	9	9	0
ELARC	127	33	94	26%	6	27	5%	18%	0	0	0	0
FDLRC	132	9	123	7%	0	9	0%	0%	0	0	0	0
FNRC	180	51	129	28%	48	3	27%	94%	0	0	0	0
GGRC	224	0	224	0%	0	0	0%		0	0	0	0
HRC	270	69	201	26%	4	65	1%	6%	0	0	0	0
IRC	736	289	447	39%	289	0	39%	100%	0	0	0	0
KRC	123	38	85	31%	35	3	28%	92%	0	0	0	0
NBRC	202	47	155	23%	47	0	23%	100%	0	0	0	0
NLACRC	292	126	166	43%	121	5	41%	96%	0	0	0	0
RCEB	444	5	439	1%	5	0	1%	100%	0	0	0	0
RCOC	373	1	372	0%	1	0	0%	100%	0	0	0	0
RCRC	23	19	4	83%	16	3	70%	84%	0	0	0	0
SARC	300	84	216	28%	19	65	6%	23%	0	0	0	0
SCLARC	321	55	266	17%	55	0	17%	100%	0	0	0	0
SDRC	523	105	418	20%	21	84	4%	20%	0	0	0	0
SGPRC	231	19	212	8%	11	8	5%	58%	0	0	0	0
TCRC	176	125	51	71%	125	0	71%	100%	0	0	0	0
VMRC	268	0	268	0%	0	0	0%		0	0	0	0
WRC	131	31	100	24%	31	0	24%	100%	0	0	0	0
Total	5804	1400	4404	24%	1077	323	19%	77%	0	9	9	0

Service Type

Date

Day Service HCBS Settings

- State Overview
- Statewide Progress
- Regional Center Specific Data

Day Type Settings

Overview of DDS HCBS Compliance

HCBS Settings

2023	377	1646	19%
Total Settings	Settings Reviewed	Not Yet Visited	Settings Reviewed

Compliance Status

339	38	17%	90%
Total Compliant	Total In Progress	Compliant (Required)	Compliant (Reviewed)

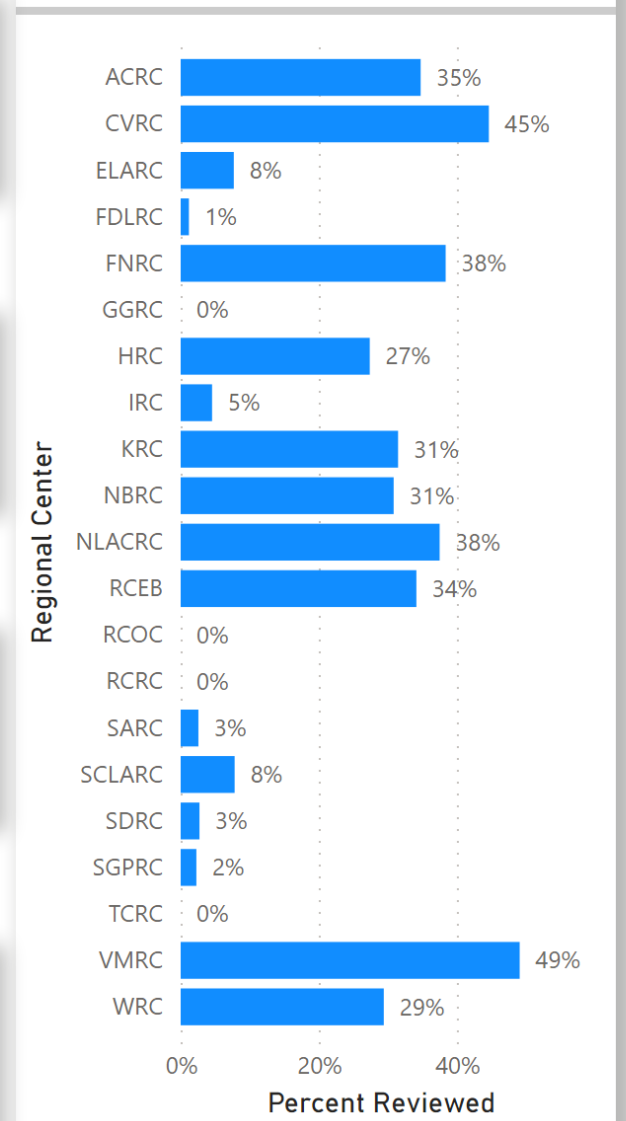
Remediation Plans

34	4	0
Technical Assistance	CAP Issued	Provider Appeal

Sanctions

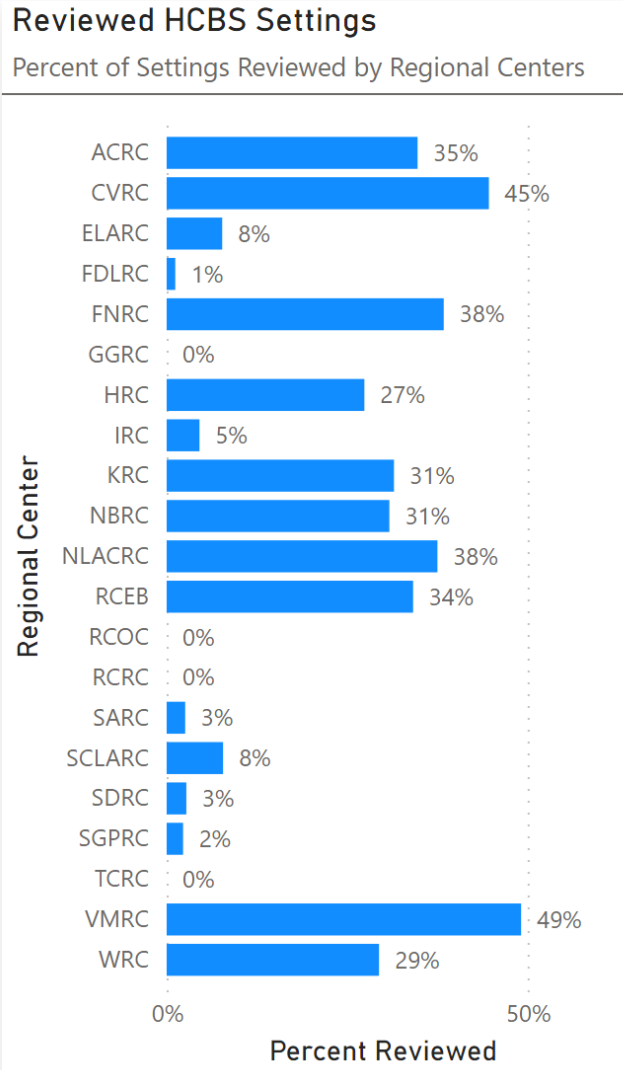
0	0	0
Moratorium	Alternative Options	50% Payment Withhold

HCBS Settings Reviewed by Regional Center

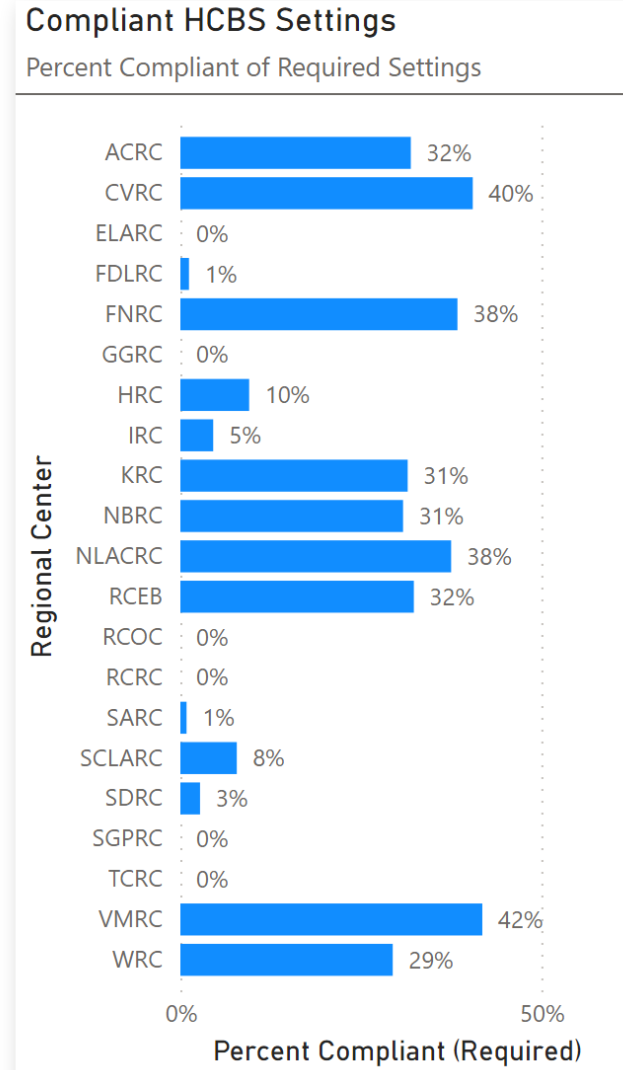


Day Type Settings

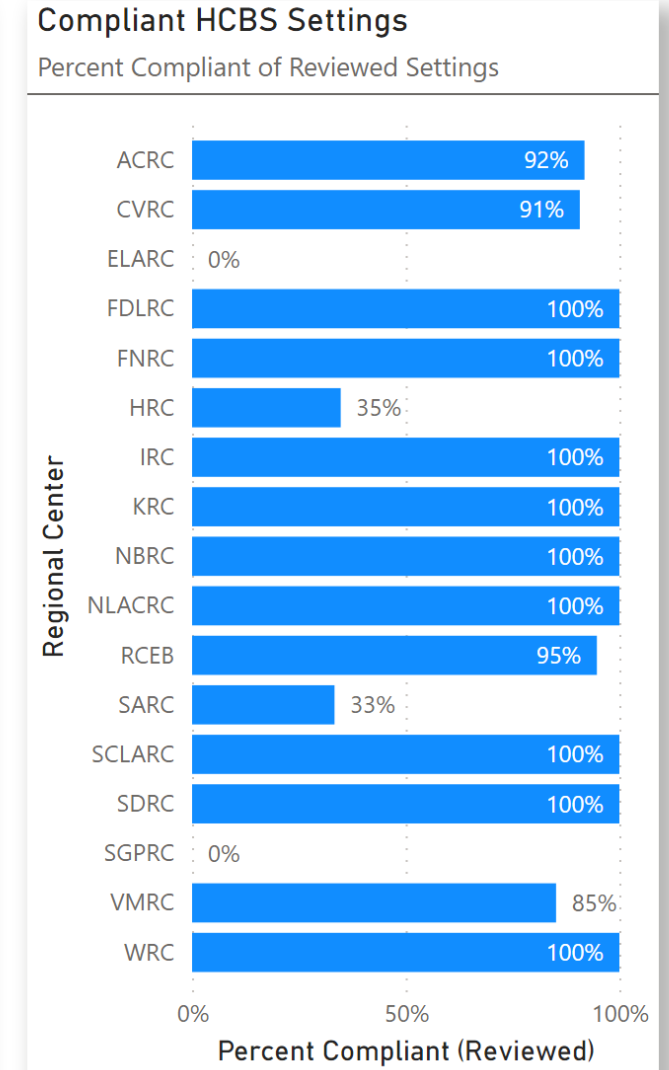
Statewide Progress



19%
Statewide Percent Reviewed



17%
Statewide Percent Compliant (Required)



90%
Statewide Percent Compliant (Reviewed)

DDS HCBS Compliance by Regional Center

Regional Center	Total Settings	Settings Reviewed	Not Visited	Percent Reviewed	Total Compliant	Total In Progress	Compliant (Req)	Compliant (Reviewed)	Appeal	Moratorium	Alt Options	50% Withhold
ACRC	141	49	92	35%	45	4	32%	92%	0	0	0	0
CVRC	121	54	67	45%	49	5	40%	91%	0	0	0	0
ELARC	52	4	48	8%	0	4	0%	0%	0	0	0	0
FDLRC	84	1	83	1%	1	0	1%	100%	0	0	0	0
FNRC	86	33	53	38%	33	0	38%	100%	0	0	0	0
GGRC	115	0	115	0%	0	0	0%		0	0	0	0
HRC	84	23	61	27%	8	15	10%	35%	0	0	0	0
IRC	154	7	147	5%	7	0	5%	100%	0	0	0	0
KRC	54	17	37	31%	17	0	31%	100%	0	0	0	0
NBRC	107	33	74	31%	33	0	31%	100%	0	0	0	0
NLACRC	104	39	65	38%	39	0	38%	100%	0	0	0	0
RCEB	167	57	110	34%	54	3	32%	95%	0	0	0	0
RCOC	116	0	116	0%	0	0	0%		0	0	0	0
RCRC	45	0	45	0%	0	0	0%		0	0	0	0
SARC	117	3	114	3%	1	2	1%	33%	0	0	0	0
SCLARC	64	5	59	8%	5	0	8%	100%	0	0	0	0
SDRC	147	4	143	3%	4	0	3%	100%	0	0	0	0
SGPRC	44	1	43	2%	0	1	0%	0%	0	0	0	0
TCRC	98	0	98	0%	0	0	0%		0	0	0	0
VMRC	55	27	28	49%	23	4	42%	85%	0	0	0	0
WRC	68	20	48	29%	20	0	29%	100%	0	0	0	0
Total	2023	377	1646	19%	339	38	17%	90%	0	0	0	0

Service Type

Date

Employment HCBS Settings

- State Overview
- Statewide Progress
- Regional Center Specific Data

Overview of DDS HCBS Compliance

HCBS Settings

241	15	226	6%
Total Settings	Settings Reviewed	Not Yet Visited	Settings Reviewed

Compliance Status

14	1	6%	93%
Total Compliant	Total In Progress	Compliant (Required)	Compliant (Reviewed)

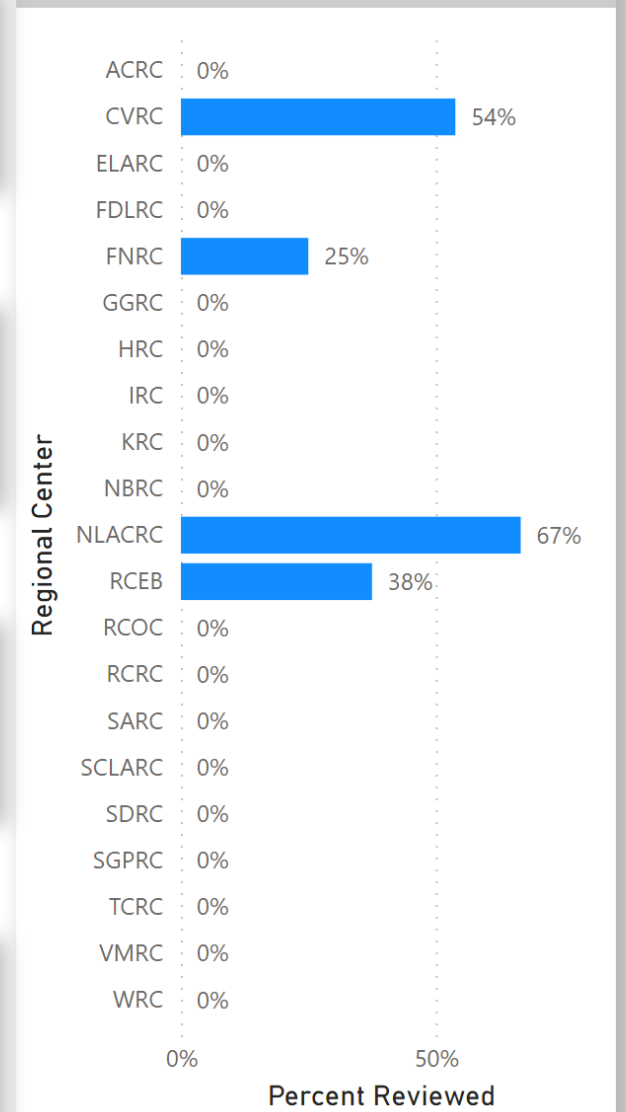
Remediation Plans

1	0	0
Technical Assistance	CAP Issued	Provider Appeal

Sanctions

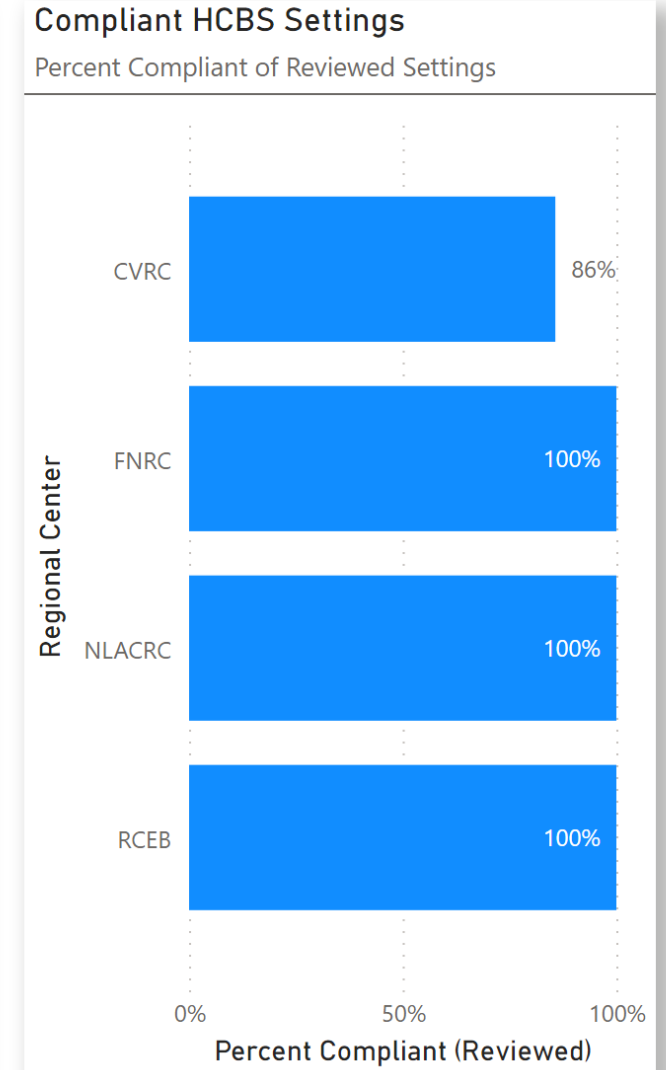
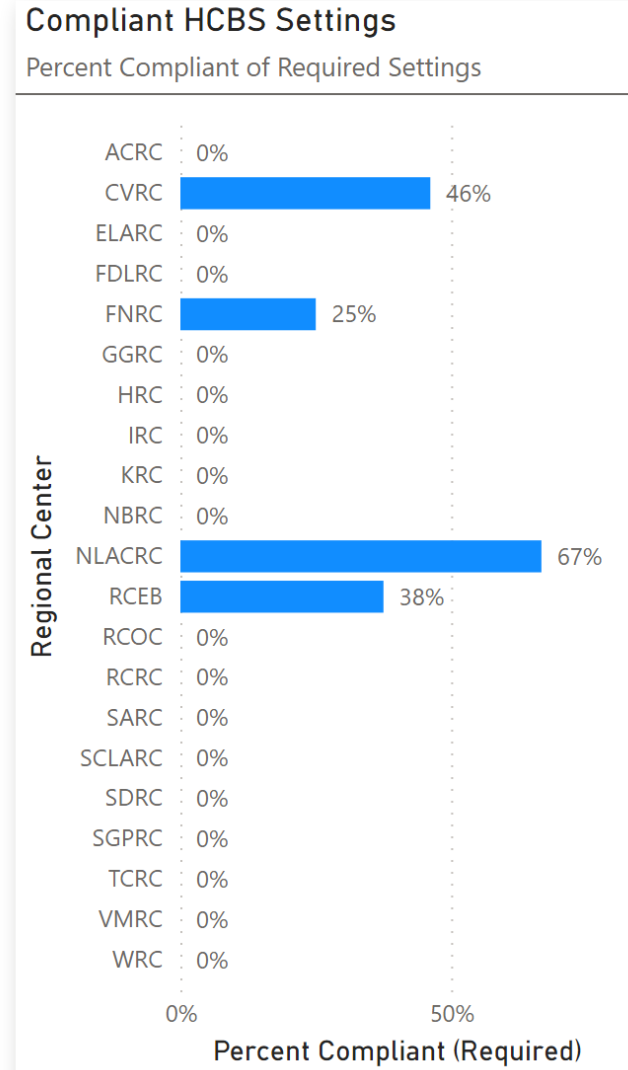
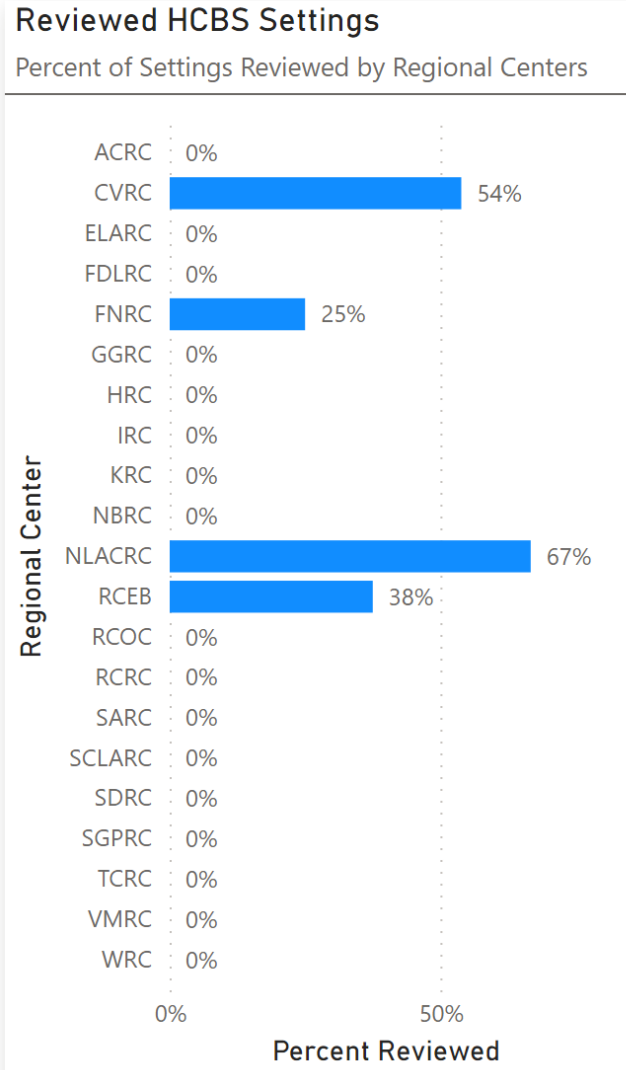
0	0	0
Moratorium	Alternative Options	50% Payment Withhold

HCBS Settings Reviewed by Regional Center



Employment Settings

Statewide Progress



6%

Statewide Percent Reviewed

6%

Statewide Percent Compliant (Required)

93%

Statewide Percent Compliant (Reviewed)

DDS HCBS Compliance by Regional Center

Regional Center	Total Settings	Settings Reviewed	Not Visited	Percent Reviewed	Total Compliant	Total In Progress	Compliant (Req)	Compliant (Reviewed)	Appeal	Moratorium	Alt Options	50% Withhold
ACRC	13	0	13	0%	0	0	0%		0	0	0	0
CVRC	13	7	6	54%	6	1	46%	86%	0	0	0	0
ELARC	3	0	3	0%	0	0	0%		0	0	0	0
FDLRC	4	0	4	0%	0	0	0%		0	0	0	0
FNRC	4	1	3	25%	1	0	25%	100%	0	0	0	0
GGRC	5	0	5	0%	0	0	0%		0	0	0	0
HRC	7	0	7	0%	0	0	0%		0	0	0	0
IRC	33	0	33	0%	0	0	0%		0	0	0	0
KRC	5	0	5	0%	0	0	0%		0	0	0	0
NBRC	11	0	11	0%	0	0	0%		0	0	0	0
NLACRC	6	4	2	67%	4	0	67%	100%	0	0	0	0
RCEB	8	3	5	38%	3	0	38%	100%	0	0	0	0
RCOC	5	0	5	0%	0	0	0%		0	0	0	0
RCRC	1	0	1	0%	0	0	0%		0	0	0	0
SARC	9	0	9	0%	0	0	0%		0	0	0	0
SCLARC	70	0	70	0%	0	0	0%		0	0	0	0
SDRC	11	0	11	0%	0	0	0%		0	0	0	0
SGPRC	10	0	10	0%	0	0	0%		0	0	0	0
TCRC	14	0	14	0%	0	0	0%		0	0	0	0
VMRC	5	0	5	0%	0	0	0%		0	0	0	0
WRC	4	0	4	0%	0	0	0%		0	0	0	0
Total	241	15	226	6%	14	1	6%	93%	0	0	0	0

Service Type

Date

Overview of DDS HCBS Compliance

Total Settings

This indicates HCBS settings whose practices are required to be reviewed due to having service codes which group individuals for the provision of services.

Settings Reviewed (count)

This indicates HCBS settings who have received a review

Not Yet Visited

This indicates HCBS settings who have not received a review yet

Settings Reviewed (percentage)

This indicates a percentage of settings reviewed by a regional center

Total Compliant

This indicates HCBS settings that have been found to be compliant

Total In Progress

This indicates HCBS settings that were found to not be fully compliant at the time of initial review and are in the process of remediation (Technical Assistance + CAP Issued + Provider Appeal + Moratorium + Alternative Options + 50% Payment Withhold)

Compliant (Required)

This indicates a percentage for HCBS settings that have been reviewed as compliant against all settings that require a review including settings that have not been reviewed yet

Compliant (Reviewed)

This indicates a percentage for HCBS settings that have been reviewed as compliant against all settings that have been reviewed so far

Technical Assistance

This indicates HCBS settings that are not HCBS compliant but do not require a formal corrective action plan to remediate

CAP Issued

This indicates HCBS settings that are not HCBS compliant and require a formal corrective action plan to remediate

Provider Appeal

This indicates HCBS settings that have filed an appeal with their regional center regarding the determination of their HCBS review

Moratorium

This indicates HCBS settings that have been sanctioned by a hold on new referrals

Alt Options

This indicates HCBS settings that have been sanctioned by formally informing individuals served of alternative options to their current residential, day service, or employment provider

50% Withhold

This indicates HCBS settings that have been sanctioned by withholding 50% of their monthly payment which corresponds with the California's federal match rate for Medicaid

HCBS Settings Reviewed by Regional Center

This indicates a percentage of settings reviewed by each regional center

Statewide Progress

Reviewed HCBS Settings

This graph indicates the percent of HCBS settings reviewed by each regional center

Compliant HCBS Settings (Required)

This graph indicates the percent of HCBS setting that have been reviewed as compliant against all settings that require a review including settings that have not been reviewed yet

Compliant HCBS Settings (Reviewed)

This graph indicates the percent of HCBS settings that have been reviewed as compliant against all settings that have been reviewed so far