

DDS HCBS Compliance

Data as of May 17, 2024

- State Overview (all HCBS settings combined)
- Statewide Progress by Regional Center
- Regional Center Specific Data

- Residential HCBS settings
- Day Service HCBS settings
- Employment HCBS settings

All Setting Types

Overview of DDS HCBS Compliance

HCBS Settings

7970	4815	3155	60%
Total Settings	Settings Reviewed	Not Yet Visited	Settings Reviewed

Compliance Status

3860	955	80%	48%
Compliant	In Progress	Compliant (Reviewed)	Compliant (Required)

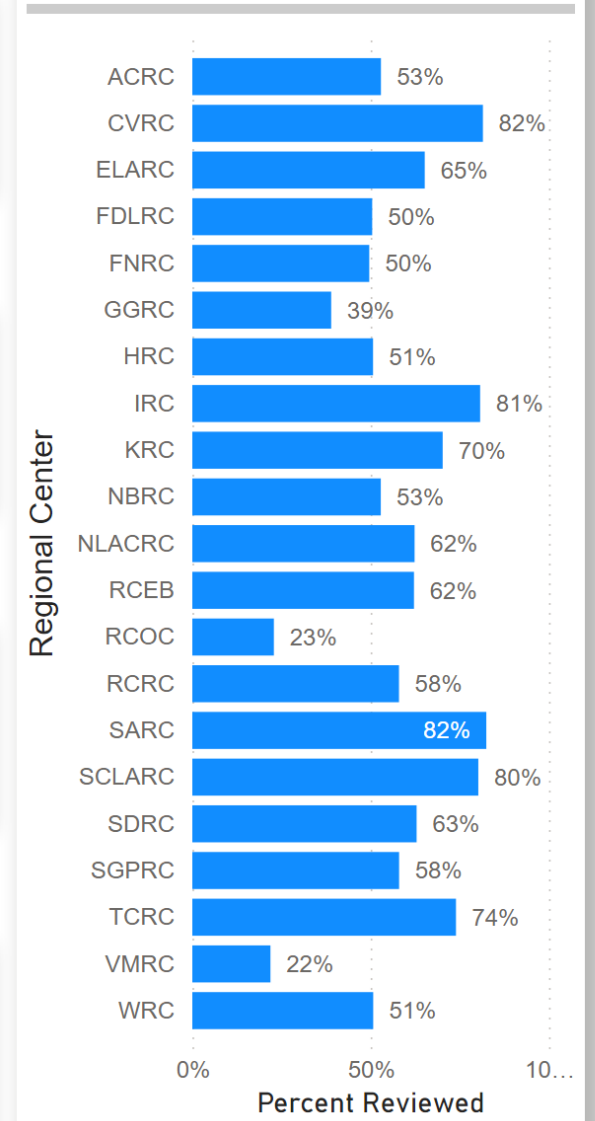
Remediation Plans

920	34	0
Technical Assistance	CAP Issued	Provider Appeal

Sanctions

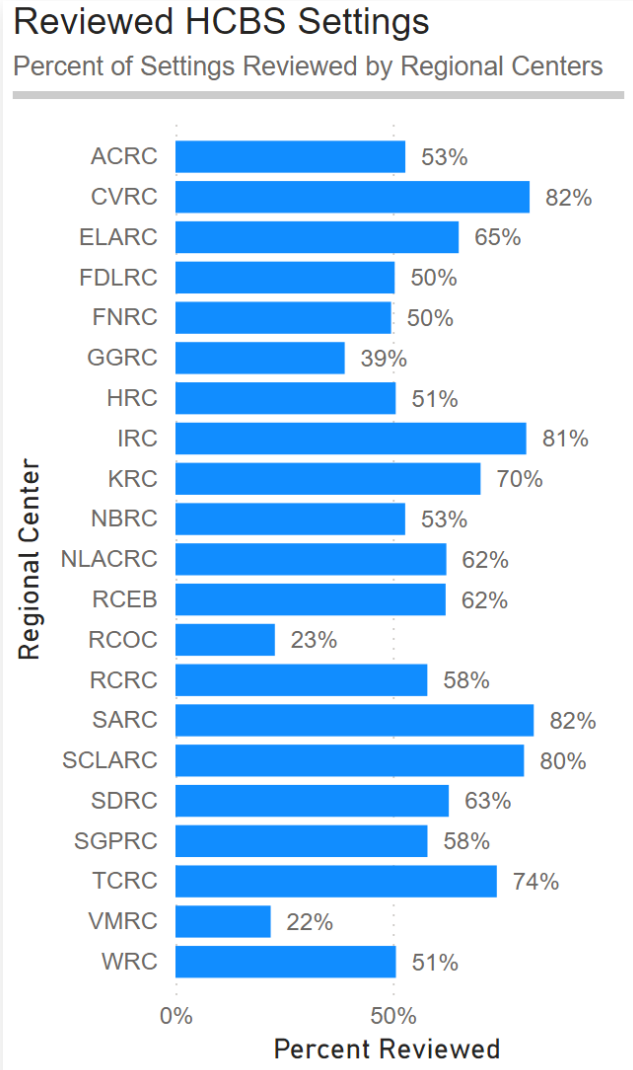
0	0	1
Moratorium	Alternative Options	50% Payment Withhold

Settings Reviewed by Regional Center

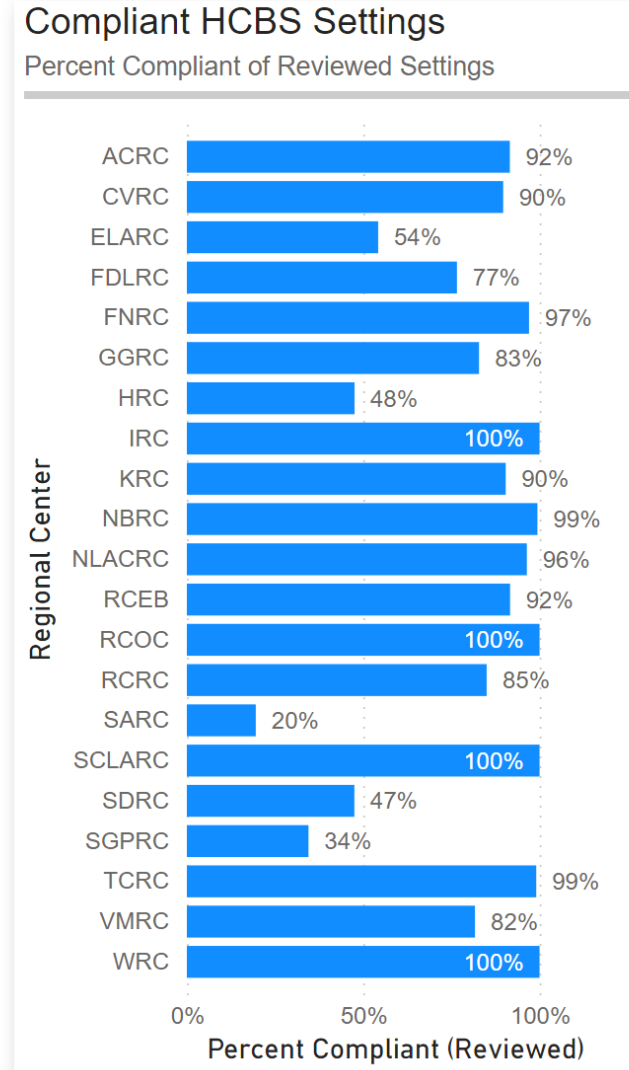


All Setting Types

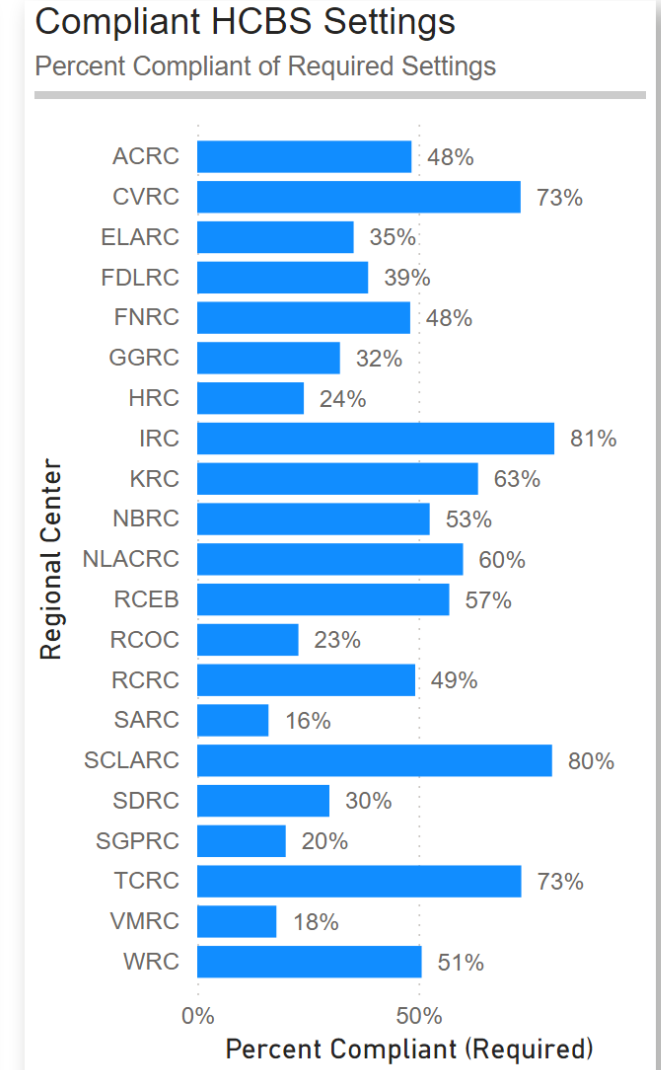
Statewide Progress



60%
Statewide Percent Reviewed



80%
Statewide Percent Compliant (Reviewed)



48%
Statewide Percent Compliant (Required)

DDS HCBS Compliance by Regional Center

Regional Center	Total Settings	Settings Reviewed	Not Visited	Percent Reviewed	Compliant	In Progress	Compliant (Reviewed)	Compliant (Required)	Appeal	Moratorium	Alt Options	50% Withhold
ACRC	516	273	243	53%	250	23	92%	48%	0	0	0	0
CVRC	476	388	88	82%	348	40	90%	73%	0	0	0	0
ELARC	181	118	63	65%	64	54	54%	35%	0	0	0	0
FDLRC	220	111	109	50%	85	26	77%	39%	0	0	0	0
FNRC	270	134	136	50%	130	4	97%	48%	0	0	0	0
GGRC	344	134	210	39%	111	23	83%	32%	0	0	0	0
HRC	361	183	178	51%	87	96	48%	24%	0	0	0	0
IRC	872	704	168	81%	704	0	100%	81%	0	0	0	0
KRC	178	125	53	70%	113	12	90%	63%	0	0	0	0
NBRC	314	166	148	53%	165	1	99%	53%	0	0	0	1
NLACRC	401	250	151	62%	241	9	96%	60%	0	0	0	0
RCEB	616	383	233	62%	351	32	92%	57%	0	0	0	0
RCOC	494	113	381	23%	113	0	100%	23%	0	0	0	0
RCRC	69	40	29	58%	34	6	85%	49%	0	0	0	0
SARC	422	348	74	82%	68	280	20%	16%	0	0	0	0
SCLARC	455	365	90	80%	365	0	100%	80%	0	0	0	0
SDRC	666	419	247	63%	199	220	47%	30%	0	0	0	0
SGPRC	300	174	126	58%	60	114	34%	20%	0	0	0	0
TCRC	288	213	75	74%	211	2	99%	73%	0	0	0	0
VMRC	324	71	253	22%	58	13	82%	18%	0	0	0	0
WRC	203	103	100	51%	103	0	100%	51%	0	0	0	0
Total	7970	4815	3155	60%	3860	955	80%	48%	0	0	0	1

Service Type

Date

Residential HCBS Settings

- State Overview
- Statewide Progress
- Regional Center Specific Data

Residential Settings

Overview of DDS HCBS Compliance

HCBS Settings

5755	3517	2238	61%
Total Settings	Settings Reviewed	Not Yet Visited	Settings Reviewed

Compliance Status

2693	824	77%	47%
Compliant	In Progress	Compliant (Reviewed)	Compliant (Required)

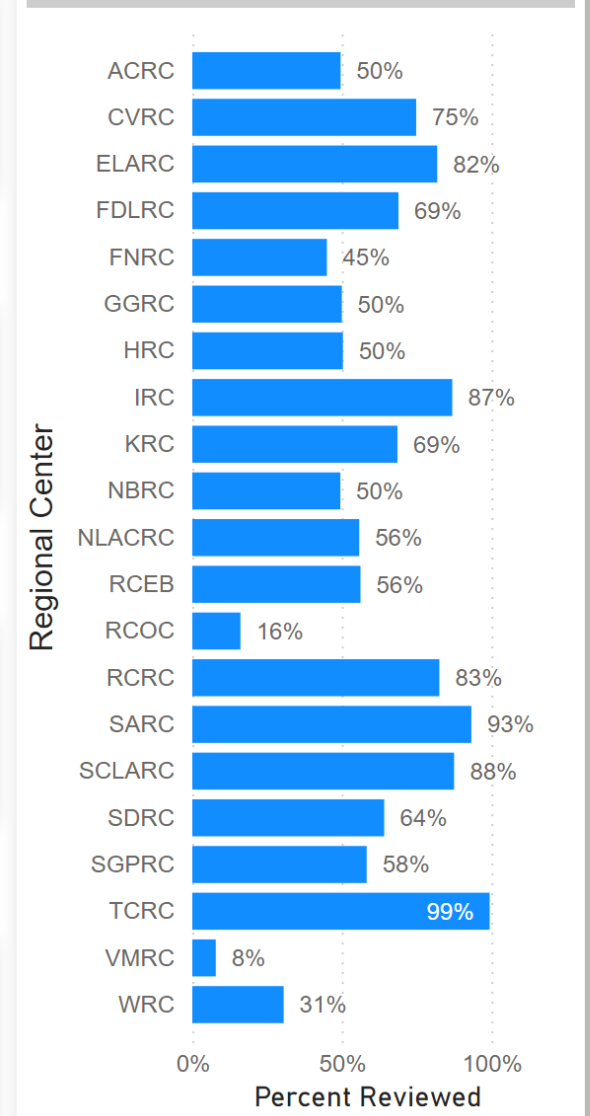
Remediation Plans

792	31	0
Technical Assistance	CAP Issued	Provider Appeal

Sanctions

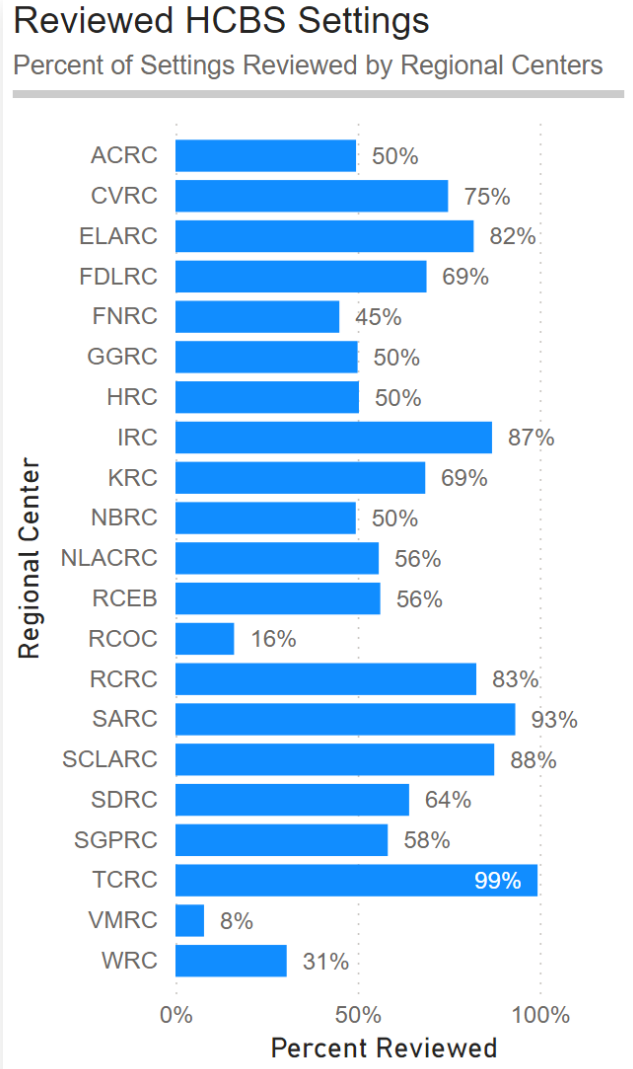
0	0	1
Moratorium	Alternative Options	50% Payment Withhold

Settings Reviewed by Regional Center

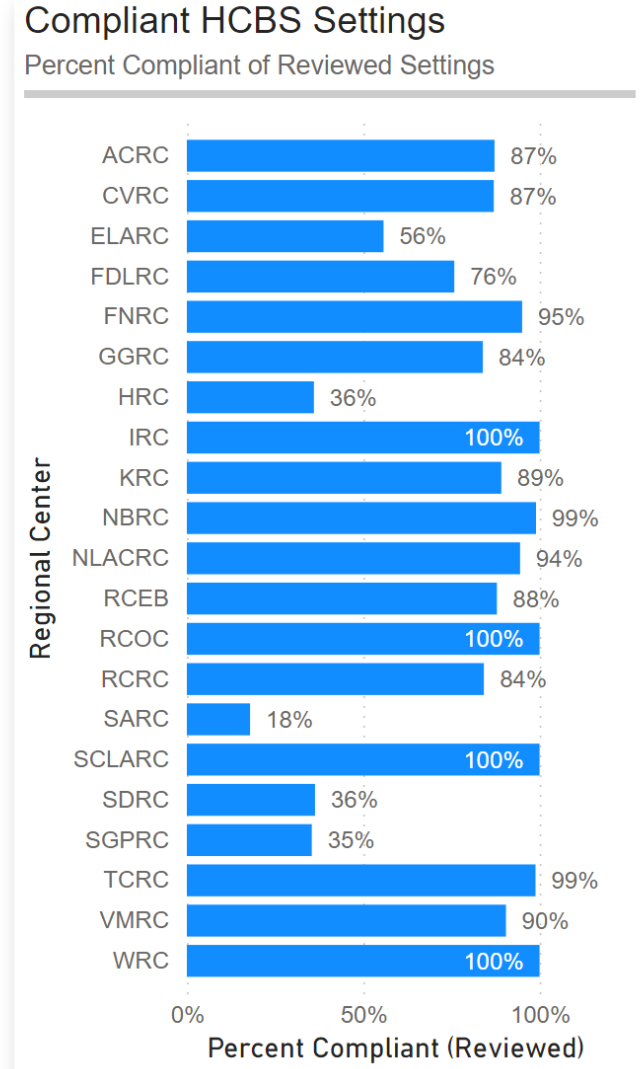


Residential Settings

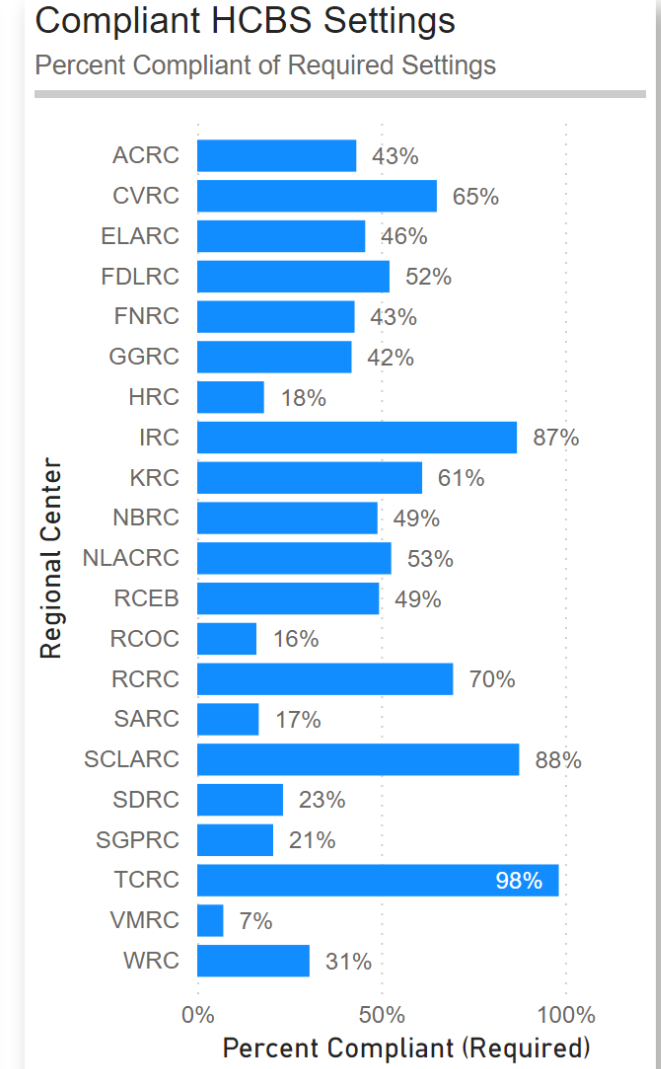
Statewide Progress



61%
Statewide Percent Reviewed



77%
Statewide Percent Compliant (Reviewed)



47%
Statewide Percent Compliant (Required)

DDS HCBS Compliance by Regional Center

Regional Center	Total Settings	Settings Reviewed	Not Visited	Percent Reviewed	Compliant	In Progress	Compliant (Reviewed)	Compliant (Required)	Appeal	Moratorium	Alt Options	50% Withhold
ACRC	363	180	183	50%	157	23	87%	43%	0	0	0	0
CVRC	350	262	88	75%	228	34	87%	65%	0	0	0	0
ELARC	127	104	23	82%	58	46	56%	46%	0	0	0	0
FDLRC	132	91	41	69%	69	22	76%	52%	0	0	0	0
FNRC	180	81	99	45%	77	4	95%	43%	0	0	0	0
GGRC	224	112	112	50%	94	18	84%	42%	0	0	0	0
HRC	270	136	134	50%	49	87	36%	18%	0	0	0	0
IRC	696	605	91	87%	605	0	100%	87%	0	0	0	0
KRC	121	83	38	69%	74	9	89%	61%	0	0	0	0
NBRC	202	100	102	50%	99	1	99%	49%	0	0	0	1
NLACRC	292	163	129	56%	154	9	94%	53%	0	0	0	0
RCEB	441	248	193	56%	218	30	88%	49%	0	0	0	0
RCOC	373	60	313	16%	60	0	100%	16%	0	0	0	0
RCRC	23	19	4	83%	16	3	84%	70%	0	0	0	0
SARC	299	279	20	93%	50	229	18%	17%	0	0	0	0
SCLARC	321	281	40	88%	281	0	100%	88%	0	0	0	0
SDRC	519	333	186	64%	121	212	36%	23%	0	0	0	0
SGPRC	247	144	103	58%	51	93	35%	21%	0	0	0	0
TCRC	176	175	1	99%	173	2	99%	98%	0	0	0	0
VMRC	268	21	247	8%	19	2	90%	7%	0	0	0	0
WRC	131	40	91	31%	40	0	100%	31%	0	0	0	0
Total	5755	3517	2238	61%	2693	824	77%	47%	0	0	0	1

Service Type

Date

Day Service HCBS Settings

- State Overview
- Statewide Progress
- Regional Center Specific Data

Day Service Settings

Overview of DDS HCBS Compliance

HCBS Settings

1984	1213	771	61%
Total Settings	Settings Reviewed	Not Yet Visited	Settings Reviewed

Compliance Status

1091	122	90%	55%
Compliant	In Progress	Compliant (Reviewed)	Compliant (Required)

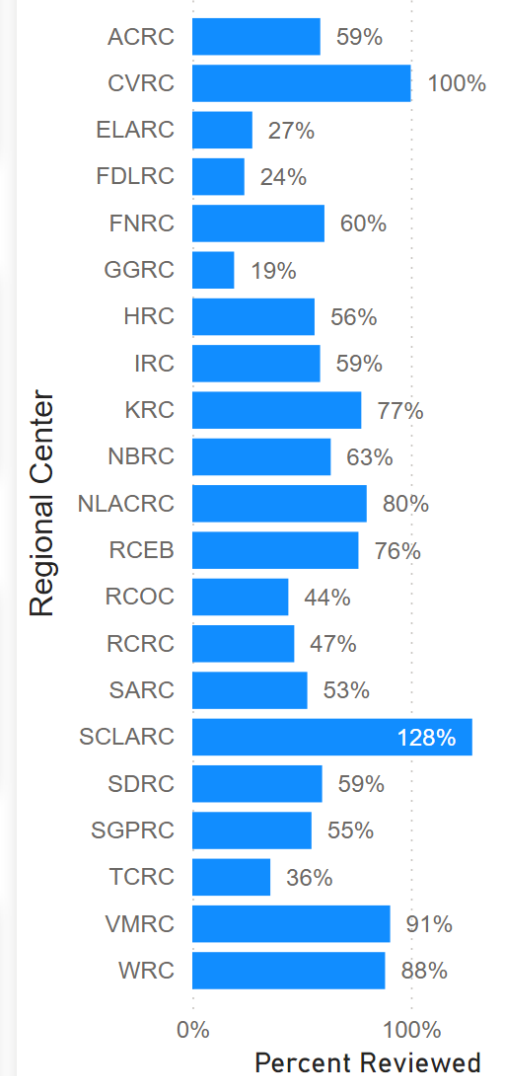
Remediation Plans

119	3	0
Technical Assistance	CAP Issued	Provider Appeal

Sanctions

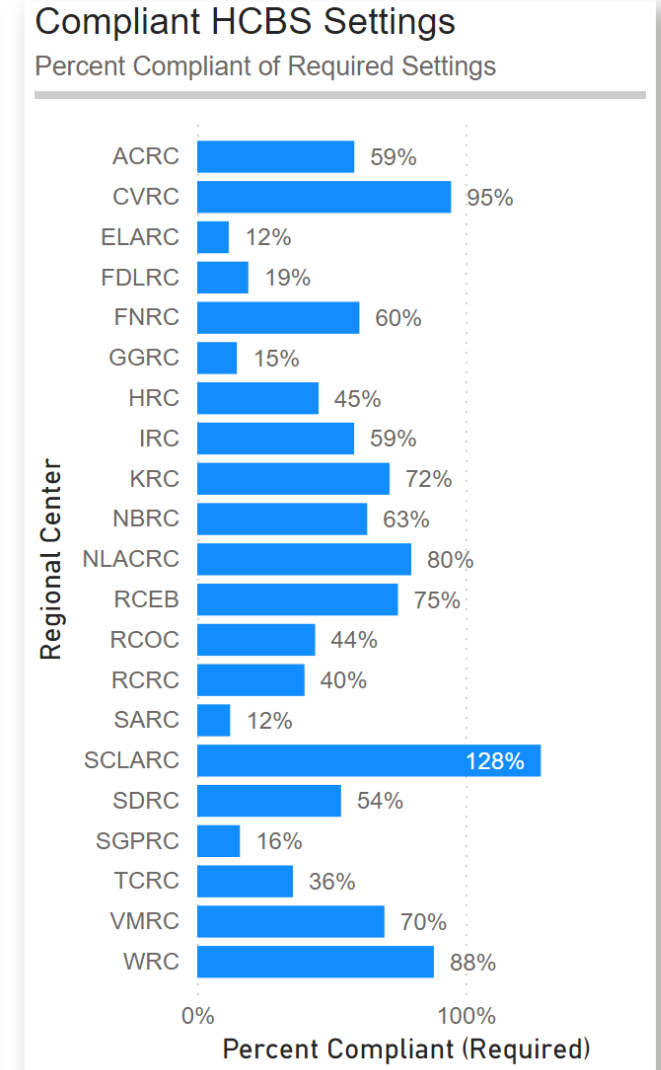
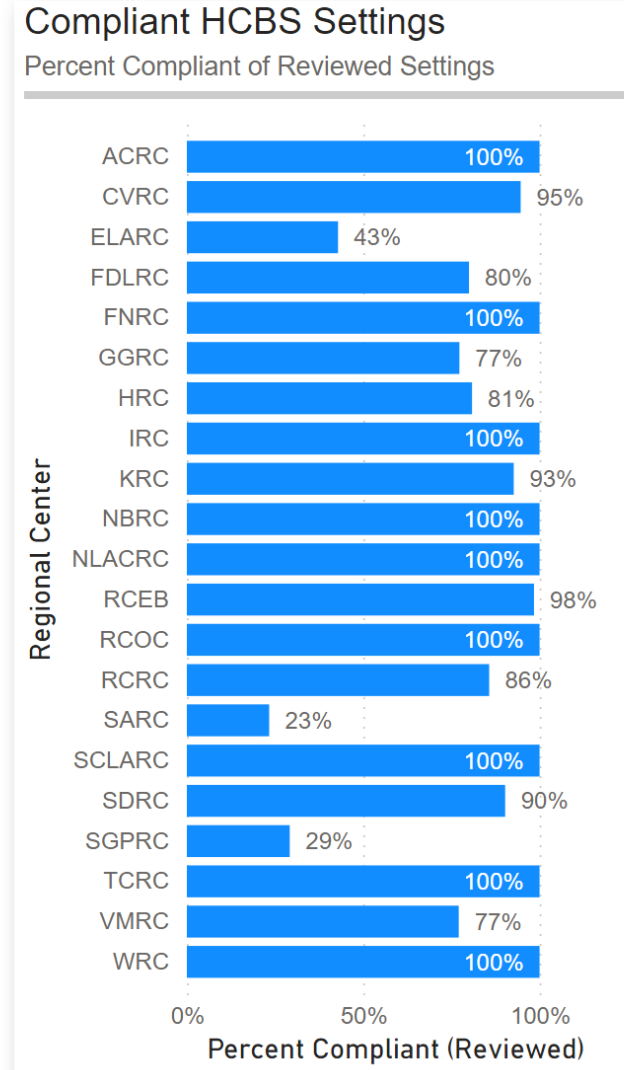
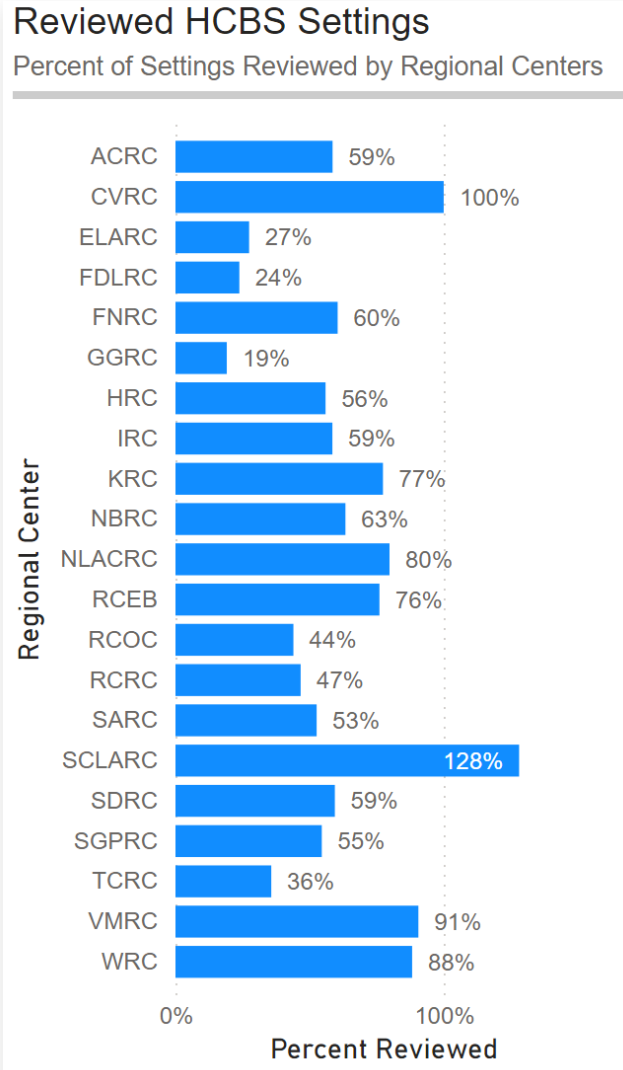
0	0	0
Moratorium	Alternative Options	50% Payment Withhold

Settings Reviewed by Regional Center



Day Service Settings

Statewide Progress



61%

Statewide Percent Reviewed

90%

Statewide Percent Compliant (Reviewed)

55%

Statewide Percent Compliant (Required)

DDS HCBS Compliance by Regional Center

Regional Center	Total Settings	Settings Reviewed	Not Visited	Percent Reviewed	Compliant	In Progress	Compliant (Reviewed)	Compliant (Required)	Appeal	Moratorium	Alt Options	50% Withhold
ACRC	140	82	58	59%	82	0	100%	59%	0	0	0	0
CVRC	112	112	0	100%	106	6	95%	95%	0	0	0	0
ELARC	51	14	37	27%	6	8	43%	12%	0	0	0	0
FDLRC	84	20	64	24%	16	4	80%	19%	0	0	0	0
FNRC	86	52	34	60%	52	0	100%	60%	0	0	0	0
GGRC	115	22	93	19%	17	5	77%	15%	0	0	0	0
HRC	84	47	37	56%	38	9	81%	45%	0	0	0	0
IRC	147	86	61	59%	86	0	100%	59%	0	0	0	0
KRC	53	41	12	77%	38	3	93%	72%	0	0	0	0
NBRC	101	64	37	63%	64	0	100%	63%	0	0	0	0
NLACRC	104	83	21	80%	83	0	100%	80%	0	0	0	0
RCEB	167	127	40	76%	125	2	98%	75%	0	0	0	0
RCOC	116	51	65	44%	51	0	100%	44%	0	0	0	0
RCRC	45	21	24	47%	18	3	86%	40%	0	0	0	0
SARC	114	60	54	53%	14	46	23%	12%	0	0	0	0
SCLARC	64	82	-18	128%	82	0	100%	128%	0	0	0	0
SDRC	138	82	56	59%	74	8	90%	54%	0	0	0	0
SGPRC	44	24	20	55%	7	17	29%	16%	0	0	0	0
TCRC	98	35	63	36%	35	0	100%	36%	0	0	0	0
VMRC	53	48	5	91%	37	11	77%	70%	0	0	0	0
WRC	68	60	8	88%	60	0	100%	88%	0	0	0	0
Total	1984	1213	771	61%	1091	122	90%	55%	0	0	0	0

Service Type

Date

Employment HCBS Settings

- State Overview
- Statewide Progress
- Regional Center Specific Data

Employment Settings

Overview of DDS HCBS Compliance

HCBS Settings

231	85	146	37%
Total Settings	Settings Reviewed	Not Yet Visited	Settings Reviewed

Compliance Status

76	9	89%	33%
Compliant	In Progress	Compliant (Reviewed)	Compliant (Required)

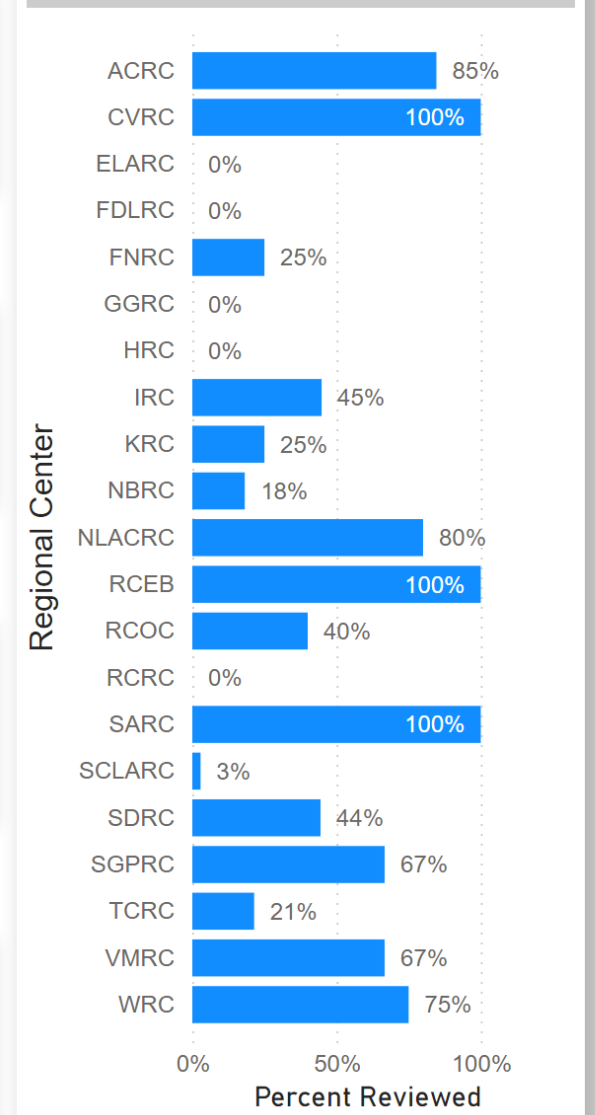
Remediation Plans

9	0	0
Technical Assistance	CAP Issued	Provider Appeal

Sanctions

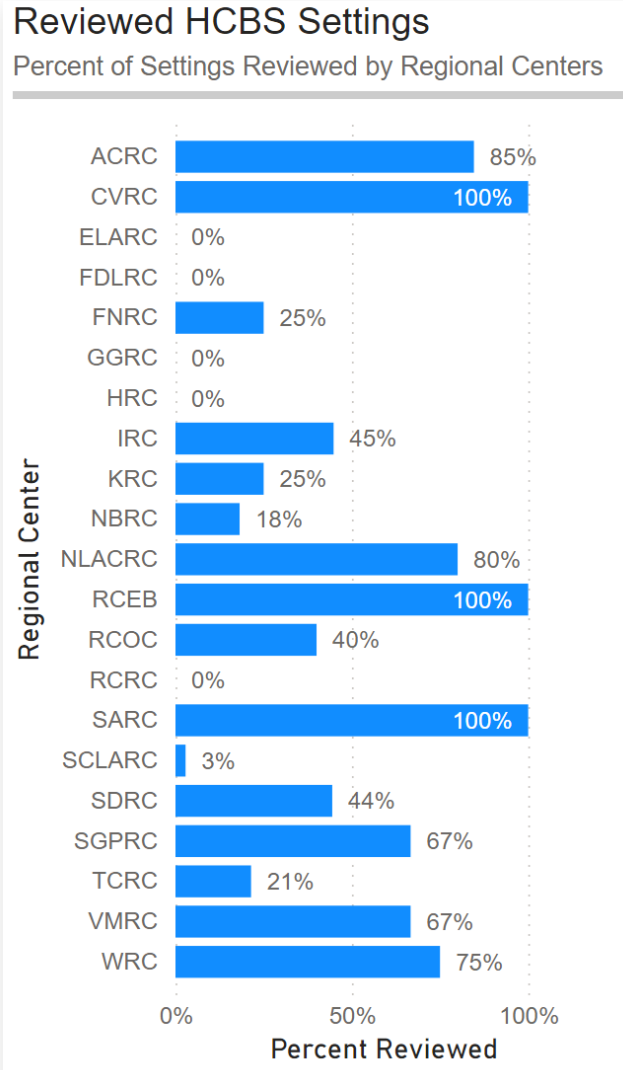
0	0	0
Moratorium	Alternative Options	50% Payment Withhold

Settings Reviewed by Regional Center

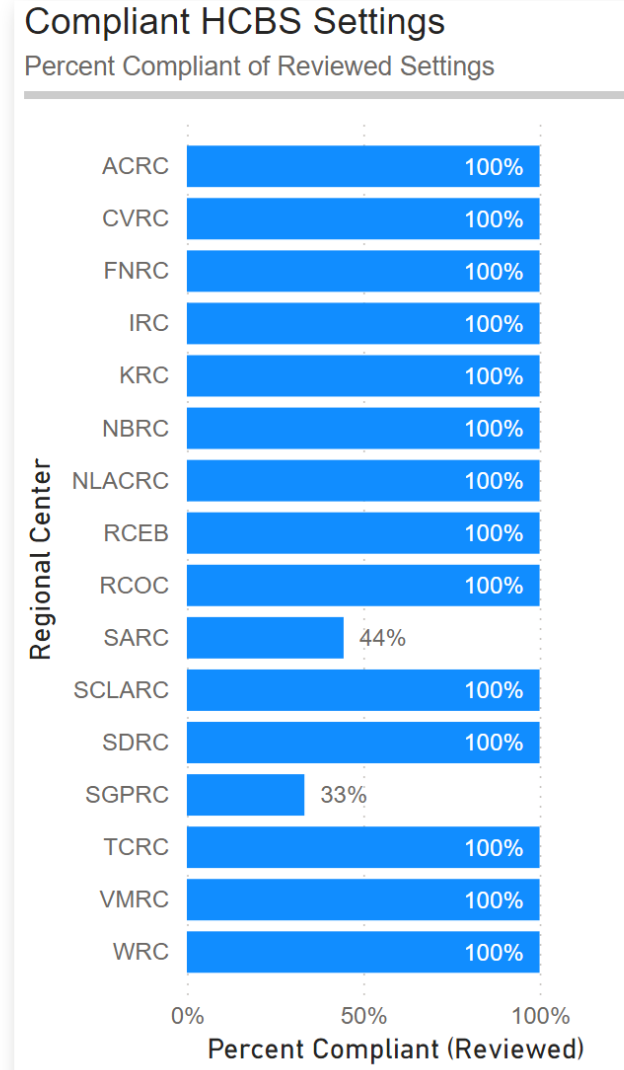


Employment Settings

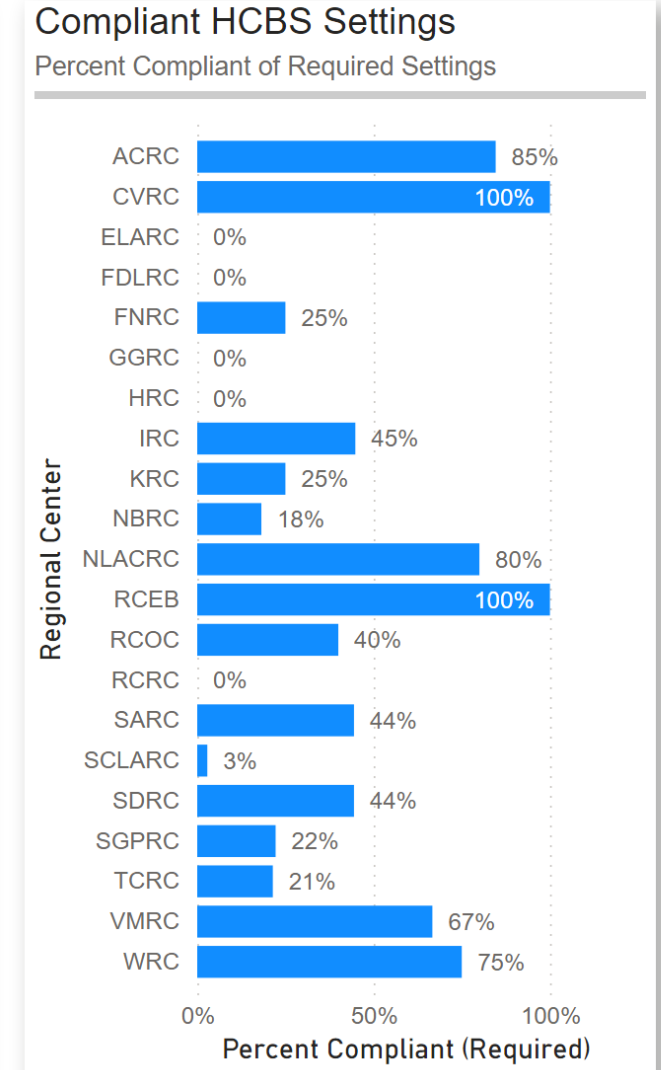
Statewide Progress



37%
Statewide Percent Reviewed



89%
Statewide Percent Compliant (Reviewed)



33%
Statewide Percent Compliant (Required)

DDS HCBS Compliance by Regional Center

Regional Center	Total Settings	Settings Reviewed	Not Visited	Percent Reviewed	Compliant	In Progress	Compliant (Reviewed)	Compliant (Required)	Appeal	Moratorium	Alt Options	50% Withhold
ACRC	13	11	2	85%	11	0	100%	85%	0	0	0	0
CVRC	14	14	0	100%	14	0	100%	100%	0	0	0	0
ELARC	3	0	3	0%	0	0		0%	0	0	0	0
FDLRC	4	0	4	0%	0	0		0%	0	0	0	0
FNRC	4	1	3	25%	1	0	100%	25%	0	0	0	0
GGRC	5	0	5	0%	0	0		0%	0	0	0	0
HRC	7	0	7	0%	0	0		0%	0	0	0	0
IRC	29	13	16	45%	13	0	100%	45%	0	0	0	0
KRC	4	1	3	25%	1	0	100%	25%	0	0	0	0
NBRC	11	2	9	18%	2	0	100%	18%	0	0	0	0
NLACRC	5	4	1	80%	4	0	100%	80%	0	0	0	0
RCEB	8	8	0	100%	8	0	100%	100%	0	0	0	0
RCOC	5	2	3	40%	2	0	100%	40%	0	0	0	0
RCRC	1	0	1	0%	0	0		0%	0	0	0	0
SARC	9	9	0	100%	4	5	44%	44%	0	0	0	0
SCLARC	70	2	68	3%	2	0	100%	3%	0	0	0	0
SDRC	9	4	5	44%	4	0	100%	44%	0	0	0	0
SGPRC	9	6	3	67%	2	4	33%	22%	0	0	0	0
TCRC	14	3	11	21%	3	0	100%	21%	0	0	0	0
VMRC	3	2	1	67%	2	0	100%	67%	0	0	0	0
WRC	4	3	1	75%	3	0	100%	75%	0	0	0	0
Total	231	85	146	37%	76	9	89%	33%	0	0	0	0

Service Type

Employment ▾

Date

05/17/2024 ▾

Overview of DDS HCBS Compliance

Total Settings

This indicates HCBS settings whose practices are required to be reviewed due to having service codes which group individuals for the provision of services.

Settings Reviewed (count)

This indicates HCBS settings who have received a review.

Not Yet Visited

This indicates HCBS settings who have not received a review yet.

Settings Reviewed (percentage)

This indicates a percentage of settings reviewed by a regional center.

Compliant

This indicates HCBS settings that have been found to be compliant

In Progress

This indicates HCBS settings that were found to not be fully compliant at the time of initial review and are in the process of remediation (Technical Assistance + CAP Issued + Provider Appeal + Moratorium + Alternative Options + 50% Payment Withhold).

Compliant (Reviewed)

This indicates a percentage for HCBS settings that have been reviewed as compliant against all settings that have been reviewed so far.

Compliant (Required)

This indicates a percentage for HCBS settings that have been reviewed as compliant against all settings that require a review including settings that have not been reviewed yet.

Technical Assistance

This indicates HCBS settings that are not HCBS compliant but do not require a formal corrective action plan to remediate.

CAP Issued

This indicates HCBS settings that are not HCBS compliant and require a formal corrective action plan to remediate.

Provider Appeal

This indicates HCBS settings that have filed an appeal with their regional center regarding the determination of their HCBS review.

Moratorium

This indicates HCBS settings that have been sanctioned by a hold on new referrals.

Alternative Options

This indicates HCBS settings that have been sanctioned by formally informing individuals served of alternative options to their current residential, day service, or employment provider.

50% Payment Withhold

This indicates HCBS settings that have been sanctioned by withholding 50% of their monthly payment which corresponds with the California's federal match rate for Medicaid.

HCBS Settings Reviewed by Regional Center

This indicates a percentage of settings reviewed by each regional center.

Statewide Progress

Reviewed HCBS Settings

This graph indicates the percent of HCBS settings reviewed by each regional center.

Compliant HCBS Settings (Reviewed)

This graph indicates the percent of HCBS settings that have been reviewed as compliant against all settings that have been reviewed so far.

Compliant HCBS Settings (Required)

This graph indicates the percent of HCBS setting that have been reviewed as compliant against all settings that require a review including settings that have not been reviewed yet.